

18 Wall Recessed & Inground>The Dark Light Inground Range 230V

69070C/W



15W COB LED inground uplighter. IP67, stainless steel 316L and die cast aluminium body.

Supplied with non-dimmable LED driver and box for concrete installation.

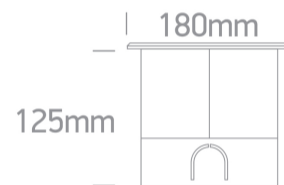
Complies with standard EN60598-1 and any other specific standards.



Downloads



Dimensions



Gallery





Physical Specification

Item Group	18 Wall Recessed & Inground
Family	The Dark Light Inground Range 230V
Order Code	69070C/W
Colour	Stainless Steel
Material	Die Cast
Shape	Circular
Height	125mm

Diameter	180mm
Cutout Hole Diameter	165mm
Inground	Yes
Depth Required	155mm+300mm drainage
Indoor	Yes
Outdoor	Yes
Adjustable	No
IK Rating	10

Electrical Characteristics

Gear	Built In
Fitting + Driver	
Input Voltage	220-240V
50 Hz	Yes
60 Hz	Yes
Safety Class	
Power(Watts)	15W
IP Rating	IP67
Light Source	LED built in
Dimmable	No
Cable Length	200cm
F Mark	

Fitting	
Input Type	Constant Current
Light Source	LED built in
LED Type	COB
LED Brand	Cree

Gear	
------	--

Gear Type	Led Driver
Input Voltage	220-240V
50 Hz	Yes
60 Hz	Yes
Power Factor	0,9
Constant Current	Yes
Dimmable	No
Housing Material	Plastic
Output Terminal	Connector

Illumination Data

Colour Temperature	3000K
Lumen Output	1200lm
Light Efficiency	80lm/W
CRI	80
Beam Angle	20°
Illumination Diagram	
Dark Light	Yes

Packing Info

Box Weight	2.420kg
Pcs/Carton	6
Barcode	5291889079682
HS Code	9405413990

Certification & Warranty

Warranty

2 years

Weee Directive

Yes

switch to
one light!

one
LIGHT

